

3-1 Stage

A: Rigging control panel

B: view from stage to central control room

C: Front view of stage

D: 400" screen

E: Side view of stage


(C)



(A)



(D)



(B)



(E)



3-2 Lighting control room

A:Follow room B:Dimmer

(A)



(B)



3-3 Sound control room

A: Array speaker

B: Quanta computer environmental
control

C: Mixer

D: Sound Equipment

(B)



(A)



(C)



(D)



3-4 Public space

A: Front stage

B: Corridor outside the group dressing
rooms

C: VIP room

(A)



(C)



(B)



(D)



3-5 The auditorium

A: Left side of the auditorium

B: Right side of the auditorium

C: Main entrance

D: Middle entrance of the
auditorium

E: Air conditioning draught

(C)



(A)




(D)



(B)



(E)



3-6 Loading space


A: Loading Entrance of the parking lot

B: Underground parking lot

C: Loading elevator door

D: Loading elevator

(A)




(C)



(B)



(D)



3-7 Panels and Equipment room


A: Source panel on stage B: Piano room C: Control room panel

D: Source panel under the seat

(A)



(B)



(D)



(C)

